



Efficacy up to 145lm/W at Ra80

iPANEL is an energy saving solution for office and supermarkets applications. With high transmittance PC cover, the light efficacy is up to 145lm/W at Ra80.

Max: 26,000lm




High Voltage

HiFly A also provides high voltage version.
(277-480VAC)



Surface Treatment

Sandblasting oxidation treatment on heat sink makes fixture body insulated with better abrasion performance and corrosion resistance.



Easy Installation Low Cost

Special designed hanging rope ensure easy installation of Hifly A, which saves more labor cost and enhances work efficiency.




Junction Box for Safe and Convenient Wiring

There is a junction box alongside the fixture for preventing wiring exposed outside. Cables could be wired inside the box for situations when intelligent options are added. It is safer practice and complied with wiring code.

Applications

Supermarket, office, school, library, shopping mall, warehouse etc.





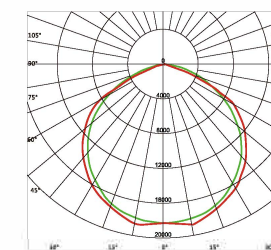
Controls and Dimming

Intelligent controls like motion sensor, PIR sensor and DALI dimming are available to save more energy.

Technical Data

Part Number	iPANEL 80	iPANEL 120	iPANEL 180
Lumen Output	11,600lm	17,400lm	26,100lm
Wattage	80W	120W	180W
Luminous Efficacy	145lm/W		
CCT	5000K(3000K, 4000K optional)		
CRI	> Ra80(> Ra70 optional)		
IP Rating	IP20		
Working Temperature	-30°C to +45°C		
LED Driver	SOSEN		
Input Voltage	100-240Vac / 100-277Vac/277-480Vac, 50-60Hz		
Power Factor	≥0.92		
Warranty	5 years		
Lifespan	>110,000hrs		
HID Equivalent	250W	250W	400W

Light Distribution




L00C01

Controls and Dimming

- ▶ PIR Sensor
- ▶ Motion Sensor
- ▶ 1-10V Dimming

Certification





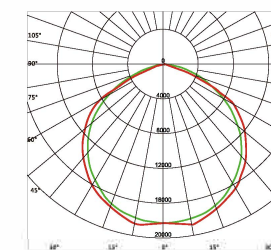
iPANEL B

Indoor Lighting Solution

Technical Data

Part Number	iPANEL B 80	iPANEL B 120	iPANEL B 180
Lumen Output	11,600lm	17,400lm	26,100lm
Wattage	80W	120W	180W
Luminous Efficacy	145lm/W		
CCT	5000K(3000K, 4000K optional)		
CRI	> Ra80(> Ra70 optional)		
IP Rating	IP20		
Working Temperature	-30°C to +45°C		
LED Driver	SOSEN		
Input Voltage	100-240Vac / 100-277Vac/277-480Vac, 50-60Hz		
Power Factor	≥0.92		
Warranty	5 years		
Lifespan	>110,000hrs		
HID Equivalent	250W	250W	400W

Light Distribution



L00C02

Controls and Dimming

- PIR Sensor
- Motion Sensor
- 1-10V Dimming

Certification

