

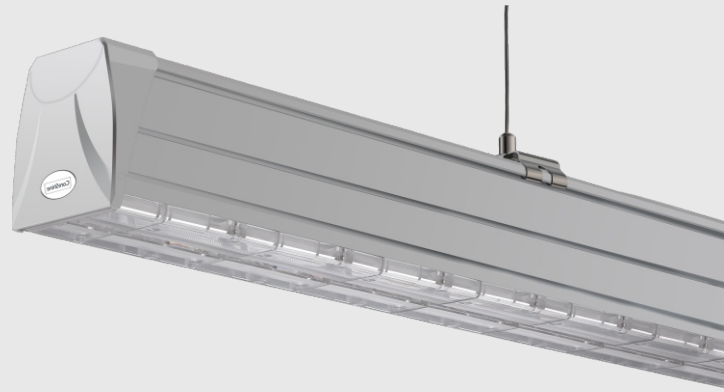
A-line



| LED Linear Lighting System

A-LINE

Our new **A-Line** is a high performance LED linear lighting system and offers maximum lighting flexibility. Unique structure design for interior or exterior of linear lighting system. For dynamic and scene setting applications a wide choice of controls can be used with **A-Line**. Overall **A-Line** range is the optimal solution for conventional LED lighting system and also excellent for new installations due to its low installation cost & energy saving - everything in one box and installation is tool-less. It saves both time and costs when installing and to deliver the right level of led light in the right place at the right time. Based on philosophy and depth of LED knowledge we are constantly working on improving the system. We are happy to provide solutions with knowledge and passion.



Benefits & Features

- To match your requirements we have 4 standard sizes 0.6 meter, 1.5 meters, and 3 colors as white, silver and black.
- Our **A-Line** lighting system is energy saving, tool less& low maintenance. It saves both time, labor&cost.
- **A-Line** is the ideal choice for enhancing places with perfect light details.
- **A-line** linear lighting forms complement of transform light into perfect living condition day and night.



Specifications

Rail Size:	570mm/1416mm
Luminaire Power:	570mm - 16W/26W/32W 1416mm - 40W/65W/80W
Dimming:	1-10V Dimming DALI Dimming Switch Dimming
Optics:	sharp beam25° narrow beam60° wide beam90° Right / left asymmetric double asymmetric
Emergency	Internal & External Emergency
CRI:	>80Ra
Light Efficiency:	160lm/W
Input Voltage:	AC220-240V 50-60Hz
CCT:	3000K / 4000K / 5000K / 6000K
Installation:	Chain Cord Rod Surface Mounting
Materials:	Housing: Aluminum lens: PMMA/PC End caps: PC
Life time:	50,000 hours

Beam angle

Different lens for different distribution



Sharp
(25°)



Narrow
(60°)



Wide
(90°)



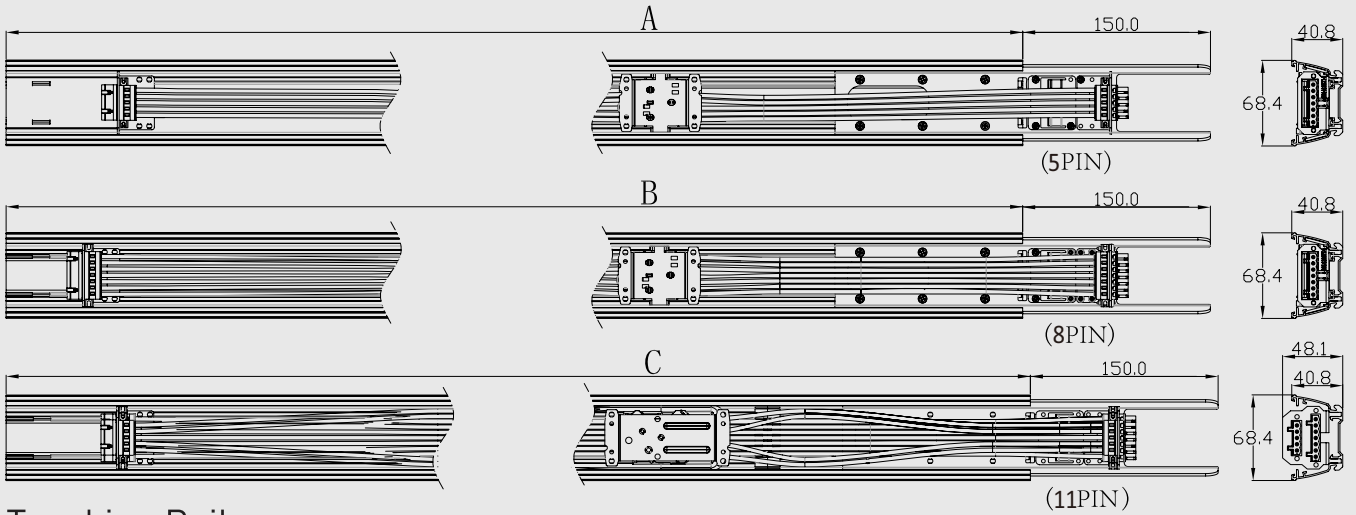
Asymmetric
(left or right)



Double
(asymmetric)




Dimension Drawing



Trunking Rail

Name	Item	size A	size B	size C	Packing size	QTY/CTN	G.W
0.6m		568mm	718 mm	568 mm	770 *430*142mm	10pcs	11.2kgs
1.5m		1564 mm	1414 mm	1414 mm	1630 *430*142mm	10pcs	18.8kgs



Luminaire

Name	Item	size A	size B	size C	Packing size	QTY/CTN	G.W	Power	lm/W
0.6m		568mm	570mm	718mm	630*390*210mm	10pcs	11.9kg	16W/26W/32W	160lm
1.5m		1414 mm	1416 mm	1564 mm	1500*390*210mm	10pcs	26kg	40W/65W/80W	160lm